







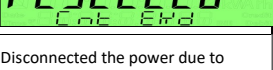


ERROR CODES OF PREPAID METERS			
Meter type	Error Code	Meaning	Solution
SECURE	WRONG TAR	Proper vend code sequence not followed	
	INCORRECT	Code is wrongly entered in the meter	
	DUPLICATE	Already accepted the code but punched again	
	HIGH CREDIT	Credit limit of the meter exceeded	
GENUS	RELAY OFF	No recharge entered into the meter or low balance.	In emergency, press 0 for 3 second for Rs.200 balance
	OVERLOAD	Exceeded permitted load.	Press any key on the meter after reducing load,power will come
	Comfail	Communication failed between CIU (Customer Interface unit) and meter	Punch the vend code in the meter itself.
	TC open	Terminal cover of the meter is open.Sombody tried to temper the meter.	
	WRG TAR	Tariff code of 120 digit is skipped and next single line token is inserted	enter 120 digit vend code as *20digit#*20digit#*20digit#*20digit#*20digit#*20digit#
	Rejected	wrongly entered token or meter key need to be changed	Try to enter vend code correctly; otherwise contact APDCL/GENUS Team
	L&T	Token Error	
L&T	Token Accepted		
L&T	Credit Transferred/Added		Indicates Rs.1000 has been added to the existing balance
L&T	Token Incorrect		
L&T	Token Duplicate		Previously entered token reused
L&T	Token Old		Token Expired
L&T	High Credit		
L&T	Sequence Error		Tokens entered in wrong sequence
L&T	Recharge Count Exceeded Error		
L&T		Disconnected the power due to overload	press 0 for reconnection by reducing the load.